

How to use this

Using this workbook is simple. Simply write out the words and phrases on the lines below. Remember, you can write out each entry multiple times and also print multiple copies for extra practice.





By the way, you're free to ignore these but...










If you want more free Filipino resources, I recommend the following:






1. FilipinoPod101 - The Fastest, Easiest & Most Fun Way to Learn Filipino: Learn practical conversations with conversation audio/video lessons. Just follow along and start speaking in minutes. Great program.










[Click here to sign up for a Free Lifetime Account](#)










2. FREE Filipino PDF Lessons: Over 30+ printable and colorful PDF lessons and cheat sheets that teach you words and phrases. > [Click here](#) <










| 18+ Filipino Sentence Patterns | |
|--|-----------------|
| <p>These example sentences use the most common and basic grammar patterns for beginners. There are 3 sentences per pattern. Write them out to get used to the patterns. If you want to master Grammar in more detail, get a Filipino Textbook on Amazon.</p> | |
| 1. Present tense verbs/actions | |
| I eat. | Kumain ako. |
|  | |
| She reads. | Nagbabasa siya. |
|  | |
| He laughs. | Tumatawa siya. |
|  | |
| 2. Past tense actions/verbs | |
| I ate. | Kinain ko. |
|  | |






| | | |
|---|--|-----------------------|
| | He played. | Naglaro siya. |
|  | | |
| | They drank. | Uminom sila. |
|  | | |
| | 3. Talking about the future | |
| | I will eat. | Kakain ako. |
|  | | |
| | You will play. | Maglalaro ka. |
|  | | |
| | It will rain. | Uulan. |
|  | | |
| | 4. Present continuous. Ongoing action. | |
| | I am running. | Ako ay tumatakbo. |
|  | | |
| | She is singing. | Kumakanta siya. |
|  | | |
| | They are laughing. | Sila ay nagtatawanan. |
|  | | |
| | 5. Past Continuous. Action that was ongoing in the past. | |
| | I was sleeping. | Natutulog ako. |
|  | | |

| | | |
|---|----------------------------------|---|
| | He was eating. | Kumakain siya. |
|  | | |
| | They were cooking. | Nagluluto sila. |
|  | | |
| | 6. Saying what you're able to do | |
| | I am able to swim. | Nakakaligoy ako. |
|  | | |
| | She can understand. | Maiintindihan niya. |
|  | | |
| | He can speak English. | Maaari siyang magsalita ng Ingles. |
|  | | |
| | 7. Comparing things/comparatives | |
| | I am taller than him. | Mas matangkad ako sa kanya. |
|  | | |
| | She is smarter than me. | Mas matalino siya kaysa sa akin. |
|  | | |
| | Apples are juicier than pears. | Ang mga mansanas ay juicier kaysa sa mga peras. |
|  | | |
| | 8. If/then statements | |
| | If it rains, I'll stay. | Kung umuulan, mananatili ako. |
|  | | |

| | | |
|---|--------------------------------|--|
| | If she calls, tell me. | Kung tumawag siya, sabihin mo sa akin. |
|  | | |
| | If you help, I'll be happy. | Kung makakatulong ka, magiging masaya ako. |
|  | | |
| | 9. Passive Voice | |
| | The ball was kicked by him. | Ang bola ay sinipa sa kanya. |
|  | | |
| | The cake was baked by her. | Ang cake ay inihurnong sa kanya. |
|  | | |
| | The book was read by me. | Ang libro ay binasa sa akin. |
|  | | |
| | 10. Saying what you like | |
| | I like swimming. | Gusto ko ng paglangoy. |
|  | | |
| | You like to read. | Gusto mong basahin. |
|  | | |
| | They like to travel. | Gusto nilang maglakbay. |
|  | | |
| | 11. Saying what you don't like | |
| | I don't like broccoli. | Ayoko ng broccoli. |
|  | | |

| | | |
|---|--------------------------------|------------------------------|
| | She doesn't like to read. | Ayaw niyang basahin. |
|  | | |
| | They don't like music. | Hindi nila gusto ang musika. |
|  | | |
| | 12. Giving commands/imperative | |
| | Listen! | Makinig! |
|  | | |
| | Stop! | Huminto! |
|  | | |
| | Wait! | Maghintay! |
|  | | |
| | 13. Asking questions | |
| | Where are you? | Nasaan ka? |
|  | | |
| | What is this? | Ano ito? |
|  | | |
| | How do you do? | Kamusta ka? |
|  | | |
| | 14. Saying what you want | |
| | She wants to eat. | Gusto niyang kumain. |
|  | | |

| | | |
|---|---------------------------------------|---------------------------------|
| | I want to learn English. | Gusto kong matuto ng Ingles. |
|  | | |
| | They want to sleep. | Gusto nilang matulog. |
|  | | |
| | 15. Showing possession | |
| | Friends's cat. | Pusa ng mga kaibigan. |
|  | | |
| | Teacher's book. | Aklat ng guro. |
|  | | |
| | My book. | Ang aking libro. |
|  | | |
| | 16. Subject + Verb + Object Sentences | |
| | She reads books | Nagbabasa siya ng mga libro |
|  | | |
| | I eat an apple. | Kumain ako ng mansanas. |
|  | | |
| | I do homework. | Gumagawa ako ng takdang-aralin. |
|  | | |
| | 17. Saying you don't do things. | |
| | I don't eat meat. | Hindi ako kumakain ng karne. |
|  | | |

| | | |
|---|-----------------------------------|----------------------------------|
| | He does not sleep. | Hindi siya natutulog. |
|  | | |
| | She does not laugh. | Hindi siya tumatawa. |
|  | | |
| | 18. Saying what you need/must do. | |
| | I need to learn English. | Kailangan kong matuto ng Ingles. |
|  | | |
| | I must sleep. | Kailangan kong matulog. |
|  | | |
| | You need to study. | Kailangan mong mag -aral. |
|  | | |

Oh, you made it to the end you sneaky little rascal.

Well, let me reward you for your curiosity with a **Free Filipino 50+ Lesson Audio Course for Absolute Beginners**.

But yes there is a catch - you only get 3 free months of access and they will lock it back up sometime in the future because this is normally a paid program.

You can read more about it on the FilipinoPod101 page.

So while it's free... [Click here](#) to get it.



LEARN FILIPINO FREE
AT FILIPINOPOD101.COM **CLICK HERE**