

**PDF Workbook****How to use this**

Using this workbook is simple. Simply write out the words and phrases on the lines below. Remember, you can write out each entry multiple times and also print multiple copies for extra practice.





By the way, you're free to ignore these but...










If you want more free Swahili resources, I recommend the following:










**1. SwahiliPod101 - The Fastest, Easiest & Most Fun Way to Learn Swahili:** Learn practical conversations with conversation audio/video lessons. Just follow along and start speaking in minutes. Great program.










[Click here to sign up for a Free Lifetime Account](#)










**2. FREE Swahili PDF Lessons:** Over 30+ printable and colorful PDF lessons and cheat sheets that teach you words and phrases. > [Click here](#) <










18+ Swahili Sentence Patterns	
<p>These example sentences use the most common and basic grammar patterns for beginners. There are 3 sentences per pattern. Write them out to get used to the patterns. If you want to master Grammar in more detail, <a href="#">get a Swahili Textbook on Amazon</a>.</p>	
1. Present tense verbs/actions	
I eat.	Nakula.
	
She reads.	Anasoma.
	
He laughs.	Anacheka.
	
2. Past tense actions/verbs	
I ate.	Nilikula.
	






	He played.	Alicheza.
		
	They drank.	Walikunywa.
		
3. Talking about the future		
	I will eat.	Nitakula.
		
	You will play.	Utacheza.
		
	It will rain.	Itanyesha.
		
4. Present continuous. Ongoing action.		
	I am running.	Ninaendesha.
		
	She is singing.	Anaimba.
		
	They are laughing.	Wanacheka.
		
5. Past Continuous. Action that was ongoing in the past.		
	I was sleeping.	Nilikuwa nimelala.
		

	He was eating.	Alikuwa akila.
		
	They were cooking.	Walikuwa wakipika.
		
	6. Saying what you're able to do	
	I am able to swim.	Nina uwezo wa kuogelea.
		
	She can understand.	Anaweza kuelewa.
		
	He can speak English.	Anaweza kuzungumza Kiingereza.
		
	7. Comparing things/comparatives	
	I am taller than him.	Mimi ni mrefu kuliko yeye.
		
	She is smarter than me.	Yeye ni nadhifu kuliko mimi.
		
	Apples are juicier than pears.	Maapulo ni juisi kuliko pears.
		
	8. If/then statements	
	If it rains, I'll stay.	Ikiwa mvua inanyesha, nitakaa.
		

	If she calls, tell me.	Ikiwa atapiga simu, niambie.
		
	If you help, I'll be happy.	Ikiwa utasaidia, nitafurahi.
		
	9. Passive Voice	
	The ball was kicked by him.	Mpira ulipigwa na yeye.
		
	The cake was baked by her.	Keki ilioka na yeye.
		
	The book was read by me.	Kitabu kilisomwa na mimi.
		
	10. Saying what you like	
	I like swimming.	Napenda kuogelea.
		
	You like to read.	Unapenda kusoma.
		
	They like to travel.	Wanapenda kusafiri.
		
	11. Saying what you don't like	
	I don't like broccoli.	Sipendi broccoli.
		

	She doesn't like to read.	Yeye hapendi kusoma.
		
	They don't like music.	Hawapendi muziki.
		
12. Giving commands/imperative		
	Listen!	Sikiza!
		
	Stop!	Acha!
		
	Wait!	Subiri!
		
13. Asking questions		
	Where are you?	Uko wapi?
		
	What is this?	Hii ni nini?
		
	How do you do?	Je! Unafanyaje?
		
14. Saying what you want		
	She wants to eat.	Yeye anataka kula.
		

	I want to learn English.	Nataka kujifunza Kiingereza.
		
	They want to sleep.	Wanataka kulala.
		
	15. Showing possession	
	Friends's cat.	Paka ya marafiki.
		
	Teacher's book.	Kitabu cha Mwalimu.
		
	My book.	Kitabu changu.
		
	16. Subject + Verb + Object Sentences	
	She reads books	Anasoma vitabu
		
	I eat an apple.	Ninakula apple.
		
	I do homework.	Ninafanya kazi ya nyumbani.
		
	17. Saying you don't do things.	
	I don't eat meat.	Sila nyama.
		

	He does not sleep.	Yeye halala.
		
	She does not laugh.	Yeye hachekei.
		
	18. Saying what you need/must do.	
	I need to learn English.	Ninahitaji kujifunza Kiingereza.
		
	I must sleep.	Lazima nilale.
		
	You need to study.	Unahitaji kusoma.
		

Oh, you made it to the end you sneaky little rascal.

Well, let me reward you for your curiosity with a **Free Swahili 50+ Lesson Audio Course for Absolute Beginners**.

But yes there is a catch - you only get 3 free months of access and they will lock it back up sometime in the future because this is normally a paid program.

You can read more about it on the SwahiliPod101 page.

So while it's free... [Click here](#) to get it.

A red banner advertisement. On the left, a woman with headphones smiles. Next to her is a circular icon of the Swahili flag. The main text reads 'LEARN SWAHILI FREE' in large white letters, with 'AT SWAHILIPOD101.COM' below it. On the right, 'CLICK HERE' is written in yellow.

**LEARN SWAHILI FREE**  
AT SWAHILIPOD101.COM [CLICK HERE](#)