

PDF Workbook

How to use this

Using this workbook is simple. Simply write out the words and phrases on the lines below. Remember, you can write out each entry multiple times and also print multiple copies for extra practice.

By the way, you're free to ignore these but...

If you want more free Urdu resources, I recommend the following:

1. UrduPod101 - The Fastest, Easiest & Most Fun Way to Learn Urdu: Learn practical conversations with conversation audio/video lessons. Just follow along and start speaking in minutes. UrduPod101 is a popular learning program and well worth checking out.

[Click here to sign up for a Free Lifetime Account](#)



2. FREE Urdu PDF Lessons & Cheat Sheets

Over 30+ printable and colorful PDF lessons and cheat sheets that teach you words and phrases.

[Click here](#)

12 Urdu Sentence Patterns

These example sentences use the most common and basic grammar patterns for beginners. There are 3 sentences per pattern. Write them out to get used to the patterns. If you want to master Grammar in more detail, [get an Urdu Textbook on Amazon - click here](#).

Subject Verb Object

He reads books. - وہ کتابیں پڑھتا ہے۔ (Woh kitaabein parhta hai.)

















She eats fruits. - وہ میوے کھاتی ہے۔ (Woh mewey khati hai.)











They play football. - وہ فٹ بال کھیلتے ہیں۔ (Woh football khelte hain.)








Present Tense	
	I work in an office. میں دفتر میں کام کرتا ہوں۔ (Main daftar mein kaam karta hoon.)
	
	She dances beautifully. وہ خوبصورتی سے ناچتی ہے۔ (Woh khoobsurati se naachti hai.)
	
	They speak Urdu. وہ اردو بولتے ہیں۔ (Woh Urdu bolte hain.)
	
Past Tense	
	He visited the museum. اس نے میوزیم دیکھا۔ (Usne museum dekha.)
	
	She watched a movie. اس نے فلم دیکھی۔ (Usne film dekhi.)
	
	They traveled to Lahore. انہوں نے لاہور کی سیر کی۔ (Unhon ne Lahore ki sair ki.)
	
Present Continuous	
	I am eating lunch. میں دوپہر کا کھانا کھا رہا ہوں۔ (Main dopeher ka khana kha raha hoon.)
	

	She is singing a song. - وہ ایک گانا گا رہی ہے۔ (Woh ek gaana ga rahi hai.)
	
	They are playing outside. - وہ باہر کھیل رہے ہیں۔ (Woh bahar khel rahe hain.)
	
Questions	
	What is your name? ؟ آپ کا نام کیا ہے؟ (Aap ka naam kya hai?)
	
	Where do you live? ؟ آپ کہاں رہتے ہیں؟ (Aap kahan rehte hain?)
	
	How are you feeling? ؟ آپ کی کیسی خودی ہے؟ (Aap ki kaisi khudi hai?)
	
Saying you like something	
	I like pizza. - مجھے پیزا پسند ہے۔ (Mujhe pizza pasand hai.)
	
	She likes flowers. - اسے پھولوں کا شوق ہے۔ (Use phoolon ka shoq hai.)
	
	They like to read. - انہیں پڑھنے کا شوق ہے۔ (Unhein parhne ka shoq hai.)

	
	Saying you don't like something
	I don't like spicy food. - مجھے تیکھا کھانا پسند نہیں ہے۔ (Mujhe teekha khana pasand nahi hai.)
	
	She doesn't like rainy days. - اسے بارش والے دنوں کا شوق نہیں ہے۔ (Use barish wale dino ka shoq nahi hai.)
	
	They don't like horror movies. - انہیں کھوفناک فلمیں پسند نہیں ہیں۔ (Unhein khofnak filmain pasand nahi hain.)
	
	Negative Statements
	I can't swim. - میں تیرنے نہیں جانتا۔ (Main tairnay nahi janta.)
	
	She isn't coming. - وہ نہیں آ رہی ہے۔ (Woh nahi aa rahi hai.)
	
	They don't have a car. - ان کے پاس کار نہیں ہے۔ (Un ke paas car nahi hai.)
	
	If then statements
	If it rains, I will stay home. - اگر بارش ہوتی ہے تو میں گھر رہوں گا۔ (Agar barish hoti hai to main ghar rahunga.)

	
	If she calls, tell her I'm busy. اگر وہ کال کرتی ہے تو اسے کہہ دو کہ میں مصروف ہوں۔ (Agar woh call karti hai to use keh do ke main masroof hoon.)
	
	If they come late, we'll start without them. اگر وہ دیر سے آئیں تو ہم بغیر ان کے شروع کر دیں گے۔ (Agar woh deer se aaye to hum baghair un ke shuru kar denge.)
	
Saying you need to do something	
	I need to study for the exam. مجھے امتحان کے لئے پڑھنا ہے۔ (Mujhe imtehan ke liye parhna hai.)
	
	She needs to buy groceries. اسے کریانے خریدنے ہیں۔ (Use kriyanay khareedne hain.)
	
	They need to clean the house. انہیں گھر صفائی کرنی ہے۔ (Unhein ghar safai karni hai.)
	
Asking where something is	
	Where is the nearest bus stop? نزدیک ترین بس اسٹاپ کہاں ہے؟ (Nazdeek tareen bas stop kahan hai?)
	
	Where is my phone? میرا موبائل کہاں ہے؟ (Mera mobile kahan hai?)

	
	Where is the library? کتب خانہ کہاں ہے؟ (Kutub khana kahan hai?)
	
	Showing possession of someone
	This is my brother. یہ میرا بھائی ہے۔ (Yeh mera bhai hai.)
	
	Her cat is playful. اس کی بلی شرارتی ہے۔ (Us ki billi shararti hai.)
	
	Their dog is friendly. ان کا کتا دوستانہ ہے۔ (Un ka kutta dostana hai.)
	

Oh, you made it to the end you sneaky little rascal.

Well, let me reward you for your curiosity with a **Free Urdu 50+ Lesson Audio Course for Absolute Beginners**.

But yes there is a catch - you only get 3 free months of access and they will lock it back up sometime in the future because this is normally a paid program.

You can read more about it on the UrduPod101 page.

So while it's free... [Click here](#) to get it.



LEARN URDU FREE
AT URDUPOD101.COM **CLICK HERE**